

Quality indicators help schools, education authorities and inspectors to judge what is good and what needs to be improved in the work of the school. You can find these quality indicators in the publication *How good is our school?*¹. Following the inspection of each school, the Scottish Government gathers evaluations of three important quality indicators to keep track of how well all Scottish schools are doing.

Here are the evaluations for Smithycroft Secondary School.

Improvements in performance	very good
Learners' experiences	very good
Meeting learning needs	very good

We also evaluated the following aspects of the work of the school.

The curriculum	very good
Improvement through self-evaluation	very good

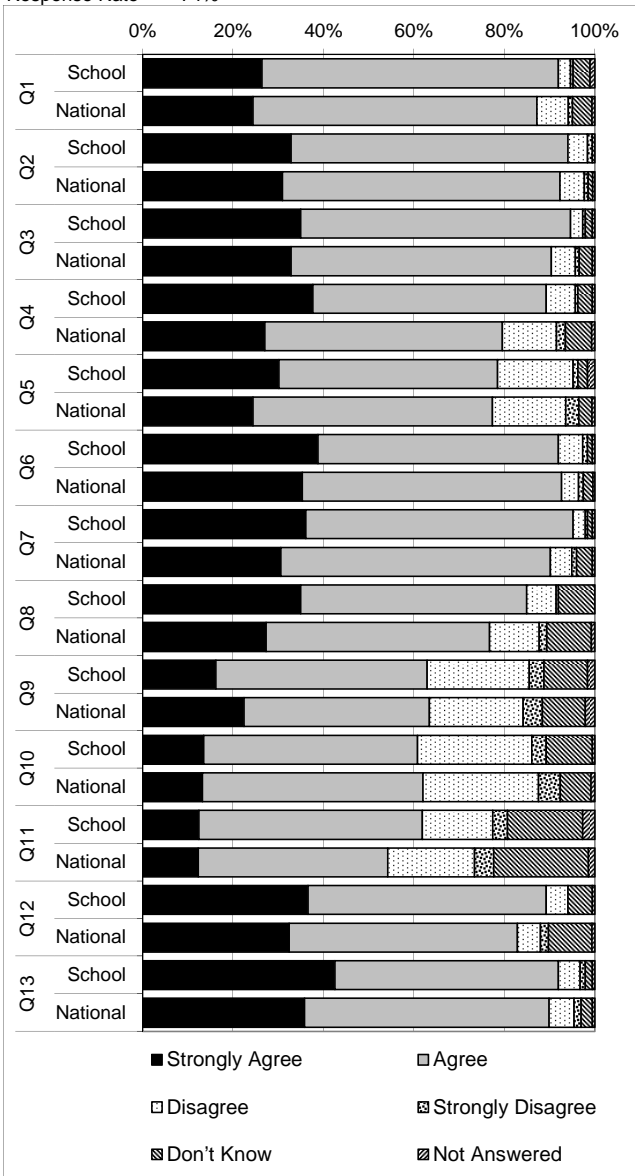
A copy of the full letter is available on the Education Scotland website at <http://www.educationscotland.gov.uk/inspectionandreview/reports/school/primsec/SmithycroftSecondarySchoolGlasgowCity.asp>

¹ *How good is our school? The Journey to Excellence: part 3*, HM Inspectorate of Education, 2007, http://www.educationscotland.gov.uk/Images/HowgoodisourschoolJtEpart3_tcm4-684258.pdf. Please note that the term "adequate" in the document has been replaced with "satisfactory".

A sample of parents, children and young people, and all members of staff were invited to give their views of the school using a pre-inspection questionnaire. Their views informed the inspection process, including the nature of discussions in a number of meetings. Strengths and issues identified were explored by the inspection team, and the findings are included in the inspection report. The following information gives the statistical detail from those that returned questionnaires.

Parent Questionnaire Summary

Centre Name Smithycroft Secondary School
 SEED Number 8437130
 Quest. Issued 250
 Quest. Input 186
 Response Rate 74%

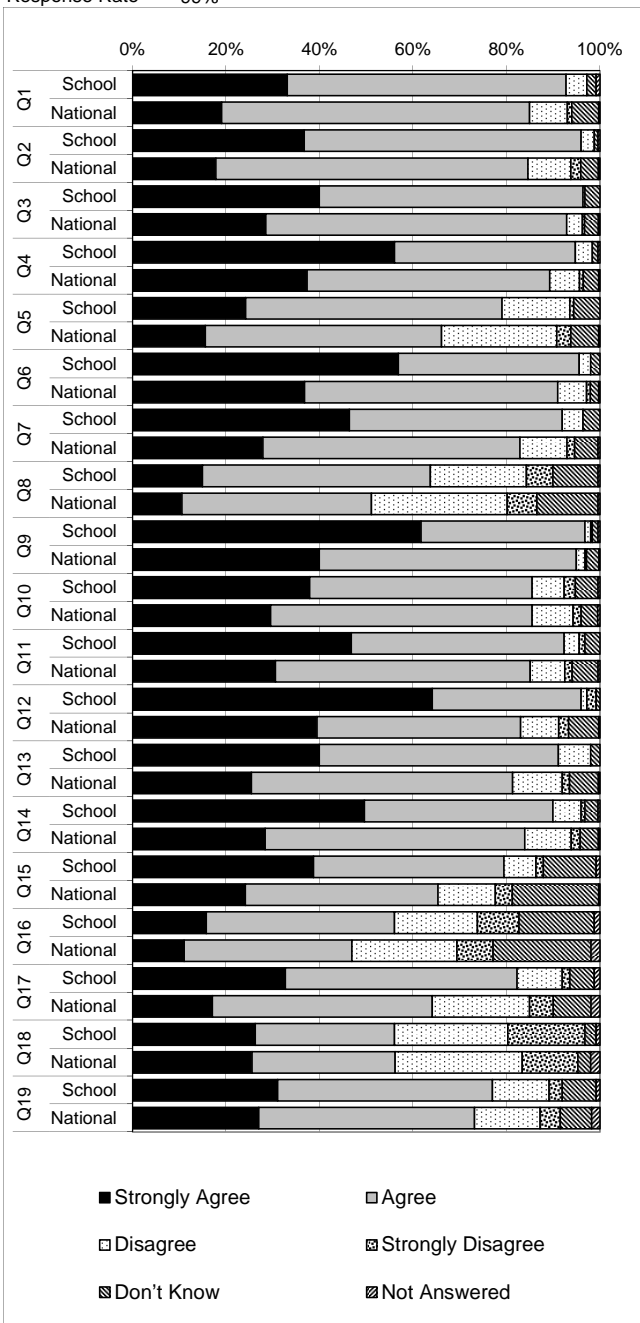


		Percentage %							
		Strongly Agree	Agree	Disagree	Strongly Disagree	Don't Know	Not Answered	Strongly Agree & Agree	Disagree & Strongly Disagree
Q1	The school helps my child to be more confident.	26%	66%	3%	1%	4%	1%	92%	3%
Q2	My child enjoys learning at school.	33%	61%	4%	1%	1%	0%	94%	5%
Q3	My child's learning is progressing well.	35%	60%	3%	1%	2%	1%	95%	3%
Q4	My child is encouraged and stretched to work to the best of their ability.	38%	52%	6%	1%	3%	1%	89%	7%
Q5	The school keeps me well informed about my child's progress.	30%	48%	17%	1%	2%	2%	78%	18%
Q6	My child feels safe at school.	39%	53%	5%	1%	1%	1%	92%	6%
Q7	My child is treated fairly at school.	36%	59%	3%	1%	1%	1%	95%	3%
Q8	I feel staff really know my child as an individual and support them well.	35%	50%	6%	1%	8%	0%	85%	7%
Q9	My child benefits from school clubs and activities provided outside the classroom.	16%	47%	23%	3%	10%	2%	63%	26%
Q10	The school asks for my views.	13%	47%	25%	3%	10%	1%	61%	28%
Q11	The school takes my views into account.	12%	49%	16%	3%	17%	3%	62%	19%
Q12	The school is well led.	37%	53%	5%	0%	5%	1%	89%	5%
Q13	Overall, I am happy with the school.	42%	49%	5%	1%	2%	1%	92%	6%

Note: Will not always sum to 100% due to rounding

Pupil Questionnaire Summary

Centre Name Smithycroft Secondary School
 SEED Number 8437130
 Quest. Issued 250
 Quest. Input 248
 Response Rate 99%

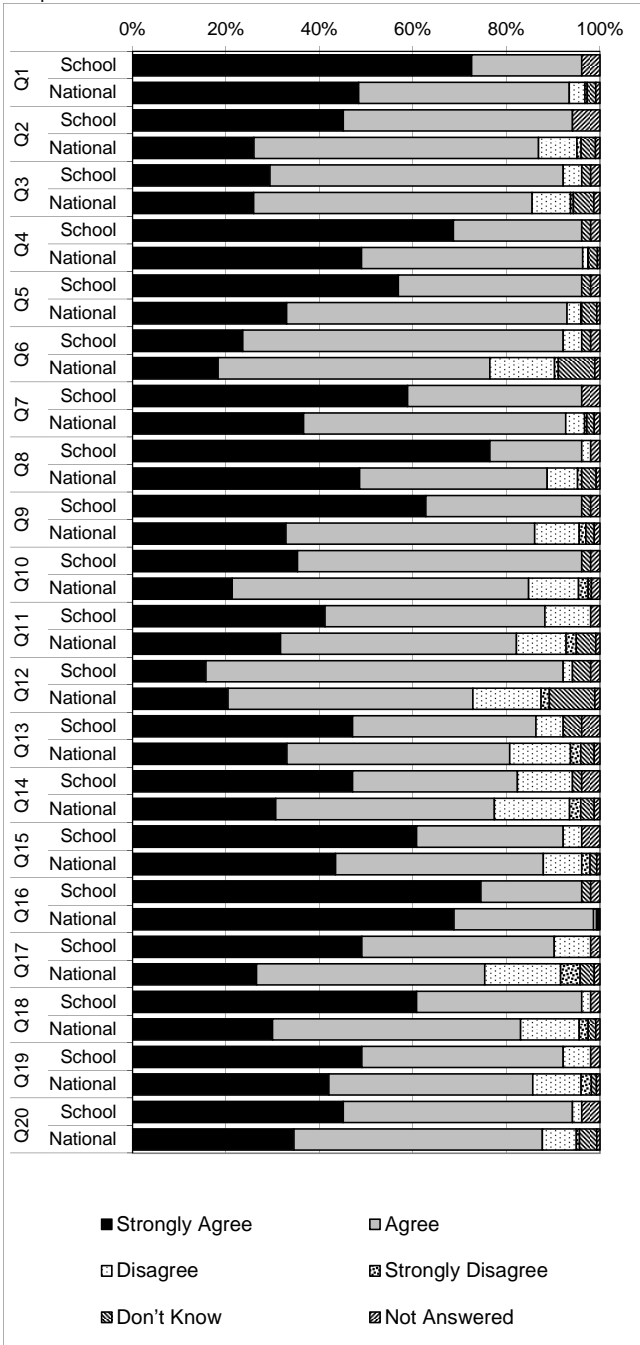


		Percentage %							
		Strongly Agree	Agree	Disagree	Strongly Disagree	Don't Know	Not Answered	Strongly Agree & Agree	Disagree & Strongly Disagree
Q1	The school is helping me to become more confident.	33%	60%	4%	0%	2%	1%	93%	4%
Q2	I enjoy learning at school.	37%	59%	3%	0%	1%	0%	96%	3%
Q3	I am getting along well with my school work.	40%	56%	0%	0%	3%	0%	96%	0%
Q4	Staff encourage me to do the best I can.	56%	39%	4%	0%	1%	0%	95%	4%
Q5	Staff talk to me regularly about how to improve my learning.	24%	55%	15%	1%	6%	0%	79%	15%
Q6	I get help when I need it.	57%	39%	2%	0%	2%	0%	96%	2%
Q7	Staff listen to me and pay attention to what I say.	46%	46%	4%	0%	4%	0%	92%	4%
Q8	I have a say in making the way we learn in school better.	15%	49%	21%	6%	10%	0%	64%	26%
Q9	Staff expect me to take responsibility for my own work in class.	62%	35%	1%	0%	1%	0%	97%	2%
Q10	Staff and pupils treat me fairly and with respect.	38%	48%	7%	2%	5%	0%	85%	9%
Q11	I feel safe and cared for in school.	47%	46%	3%	1%	3%	0%	92%	4%
Q12	I have adults in school I can speak to if I am upset or worried about something.	64%	32%	1%	2%	1%	0%	96%	3%
Q13	I find it easy to talk to staff and they set a good example.	40%	51%	7%	0%	2%	0%	91%	7%
Q14	Staff make sure that pupils behave well.	50%	40%	6%	1%	3%	0%	90%	7%
Q15	Staff are good at dealing with bullying behaviour.	39%	41%	7%	2%	11%	1%	79%	8%
Q16	The pupil council is good at getting improvements made in the school.	16%	40%	18%	9%	16%	1%	56%	27%
Q17	The school encourages me to make healthy-food choices.	33%	50%	10%	2%	5%	1%	82%	11%
Q18	I take part in out-of-class activities and school clubs.	26%	30%	24%	17%	2%	1%	56%	41%
Q19	I know what out-of-school activities and youth groups are available in my local area.	31%	46%	12%	3%	7%	1%	77%	15%

Note: Will not always sum to 100% due to rounding

Teacher Questionnaire Summary

Centre Name Smithycroft Secondary School
 SEED Number 8437130
 Quest. Issued 59
 Quest. Input 51
 Response Rate 86%



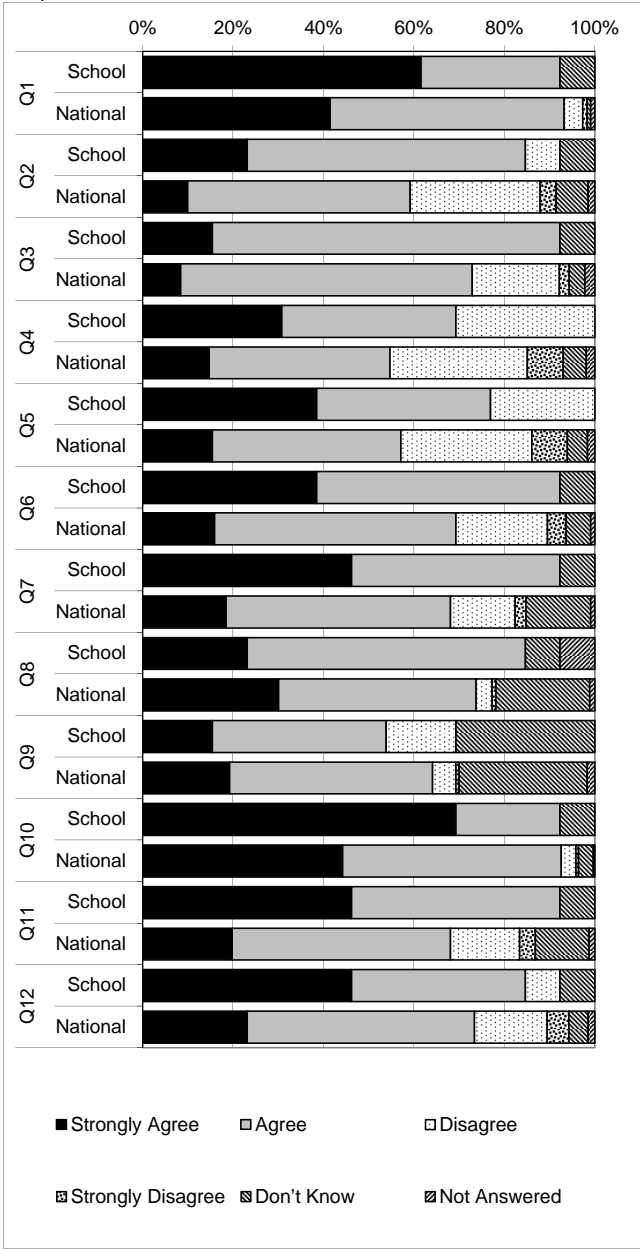
		Percentage %							
		Strongly Agree	Agree	Disagree	Strongly Disagree	Don't Know	Not Answered	Strongly Agree & Agree	Disagree & Strongly Disagree
Q1	School	73%	24%	0%	0%	0%	4%	96%	0%
	National	73%	24%	0%	0%	0%	4%	96%	0%
Q2	School	45%	49%	0%	0%	0%	6%	94%	0%
	National	45%	49%	0%	0%	0%	6%	94%	0%
Q3	School	29%	63%	4%	0%	2%	2%	92%	4%
	National	29%	63%	4%	0%	2%	2%	92%	4%
Q4	School	69%	27%	0%	0%	2%	2%	96%	0%
	National	69%	27%	0%	0%	2%	2%	96%	0%
Q5	School	57%	39%	0%	0%	2%	2%	96%	0%
	National	57%	39%	0%	0%	2%	2%	96%	0%
Q6	School	24%	69%	4%	0%	2%	2%	92%	4%
	National	24%	69%	4%	0%	2%	2%	92%	4%
Q7	School	59%	37%	0%	0%	0%	4%	96%	0%
	National	59%	37%	0%	0%	0%	4%	96%	0%
Q8	School	76%	20%	2%	0%	0%	2%	96%	2%
	National	76%	20%	2%	0%	0%	2%	96%	2%
Q9	School	63%	33%	0%	0%	2%	2%	96%	0%
	National	63%	33%	0%	0%	2%	2%	96%	0%
Q10	School	35%	61%	0%	0%	2%	2%	96%	0%
	National	35%	61%	0%	0%	2%	2%	96%	0%
Q11	School	41%	47%	10%	0%	0%	2%	88%	10%
	National	41%	47%	10%	0%	0%	2%	88%	10%
Q12	School	16%	76%	2%	0%	4%	2%	92%	2%
	National	16%	76%	2%	0%	4%	2%	92%	2%
Q13	School	47%	39%	6%	0%	4%	4%	86%	6%
	National	47%	39%	6%	0%	4%	4%	86%	6%
Q14	School	47%	35%	12%	0%	2%	4%	82%	12%
	National	47%	35%	12%	0%	2%	4%	82%	12%
Q15	School	61%	31%	4%	0%	0%	4%	92%	4%
	National	61%	31%	4%	0%	0%	4%	92%	4%
Q16	School	75%	22%	0%	0%	2%	2%	96%	0%
	National	75%	22%	0%	0%	2%	2%	96%	0%
Q17	School	49%	41%	8%	0%	0%	2%	90%	8%
	National	49%	41%	8%	0%	0%	2%	90%	8%
Q18	School	61%	35%	2%	0%	0%	2%	96%	2%
	National	61%	35%	2%	0%	0%	2%	96%	2%
Q19	School	49%	43%	6%	0%	0%	2%	92%	6%
	National	49%	43%	6%	0%	0%	2%	92%	6%
Q20	School	45%	49%	2%	0%	0%	4%	94%	2%
	National	45%	49%	2%	0%	0%	4%	94%	2%

Note: Will not always sum to 100% due to rounding

DISCLOSURE CONTROL APPLIED

Non-Teaching Questionnaire Summary

Centre Name Smithycroft Secondary School
 SEED Number 8437130
 Quest. Issued 17
 Quest. Input 13
 Response Rate 76%



		Percentage %							
		Strongly Agree	Agree	Disagree	Strongly Disagree	Don't Know	Not Answered	Strongly Agree & Agree	Disagree & Strongly Disagree
Q1	I have access to the information I need to carry out my work.	62%	31%	0%	0%	8%	0%	92%	0%
Q2	All staff and pupils respect each other.	23%	62%	8%	0%	8%	0%	85%	8%
Q3	Pupils are well behaved.	15%	77%	0%	0%	8%	0%	92%	0%
Q4	I am involved in staff discussions about how to achieve school priorities.	31%	38%	31%	0%	0%	0%	69%	31%
Q5	I have good opportunities to be involved in making decisions.	38%	38%	23%	0%	0%	0%	77%	23%
Q6	Staff communicate effectively with each other.	38%	54%	0%	0%	8%	0%	92%	0%
Q7	Staff treat all pupils equally.	46%	46%	0%	0%	8%	0%	92%	0%
Q8	Support for pupils with additional support needs is effective.	23%	62%	0%	0%	8%	8%	85%	0%
Q9	Parents are fully involved in the school and their children's learning.	15%	38%	15%	0%	31%	0%	54%	15%
Q10	I am aware of the school's procedures for protecting children.	69%	23%	0%	0%	8%	0%	92%	0%
Q11	Leadership at all levels is effective.	46%	46%	0%	0%	8%	0%	92%	0%
Q12	I have good opportunities to take part in training activities.	46%	38%	8%	0%	8%	0%	85%	8%

Note: Will not always sum to 100% due to rounding

DISCLOSURE CONTROL APPLIED

Additional inspection evidence

Selected attainment information

Inspectors use this information together with a wide range of other information gathered during the inspection to evaluate and report on young people's overall achievement. It helps inspectors and schools to understand how successful young people are in SQA qualifications compared to young people nationally and to those in other schools which serve young people with similar needs and backgrounds¹. However, this is only one aspect of young people's achievement, and it is only by blending these results with a wide range of other information, including achievement in the four capacities of curriculum for excellence², the quality of learning in lessons and other activities, the impact of the curriculum, and the extent to which learning needs are being met, that a well-informed evaluation of achievement can be made. You can find this evaluation of young people's overall achievement in the report on the school, published on this website.

Scottish Credit and Qualifications Framework (SCQF) levels:

7: Advanced Higher at A-C/CSYS at A-C

6: Higher at A-C

5: Intermediate 2 at A-C; Standard Grade at 1-2

4: Intermediate 1 at A-C; Standard Grade at 3-4

3: Access 3 Cluster; Standard Grade at 5-6

Percentage of relevant S4 roll gaining awards by end of S4

		2011	2012	2013
English and Mathematics @ Level 3	Smithycroft Secondary	85	89	97
	Comparator schools ¹	91	92	91
	National	93	94	94
5+ @ Level 3 or better	Smithycroft Secondary	83	87	95
	Comparator schools	90	93	93
	National	93	94	95
5+ @ Level 4 or better	Smithycroft Secondary	67	75	80
	Comparator schools	64	65	68
	National	79	80	82
5+ @ Level 5 or better	Smithycroft Secondary	13	24	25
	Comparator schools	17	19	20
	National	36	37	38

Percentage of relevant S4 roll gaining awards by end of S5

		2011	2012	2013 ³
5+ @ Level 4 or better	Smithycroft Secondary	75	70	78
	Comparator schools ¹	67	70	72
	National	81	82	84
5+ @ Level 5 or better	Smithycroft Secondary	26	29	39
	Comparator schools	28	31	34
	National	51	52	54
1+ @ Level 6 or better	Smithycroft Secondary	16	24	32
	Comparator schools	25	27	30
	National	45	47	48
3+ @ Level 6 or better	Smithycroft Secondary	9	9	15
	Comparator schools	10	11	12
	National	26	27	28
5+ @ Level 6 or better	Smithycroft Secondary	1	3	2
	Comparator schools	3	3	4
	National	12	13	13

Percentage of relevant S4 roll gaining awards by end of S6

		2011	2012	2013 ³
5+ @ Level 5 or better	Smithycroft Secondary	40	30	33
	Comparator schools ¹	30	34	36
	National	53	55	56
1+ @ Level 6 or better	Smithycroft Secondary	36	22	30
	Comparator schools	28	32	35
	National	50	52	53
3+ @ Level 6 or better	Smithycroft Secondary	19	15	16
	Comparator schools	16	17	19
	National	35	37	38
5+ @ Level 6 or better	Smithycroft Secondary	12	7	8
	Comparator schools	9	10	11
	National	24	26	26
1+ @ Level 7 or better	Smithycroft Secondary	2	2	4
	Comparator schools	4	4	5
	National	16	16	17

More attainment information and other statistics for this school can be found on the Scottish Schools Online Website <http://www.ltscotland.org.uk/scottishschoolsonline/>

¹ The comparator schools taken into account in HMIE's evaluations are those schools (up to 20) which are statistically close enough to the school in terms of the key characteristics of the school population.

² The four capacities are successful learners, confident individuals, responsible citizens, effective contributors.

³ 2013 Pre Appeal